



 ortho
clinic
BRUGGE

Cruising into the future, innovations in orthopaedic surgery

09/12/2023 08:30 | Fysieke opleiding - Hogeschool VIVES - campus Brugge



1750



1870





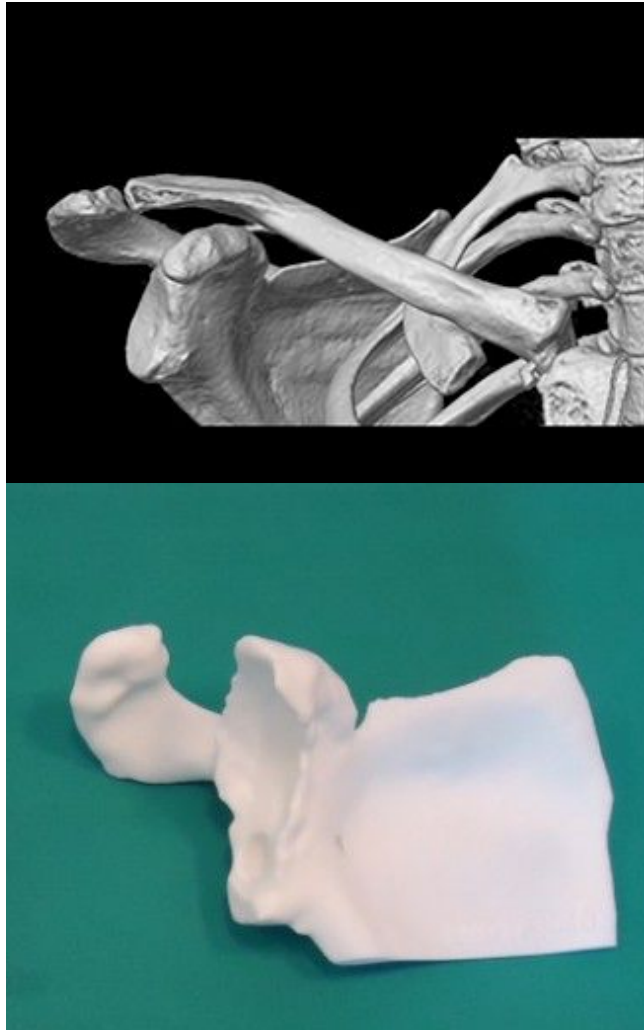
1950



PHYSICAL TECHNOLOGIES
DIGITAL TECHNOLOGIES
BIOLOGICAL TECHNOLOGIES

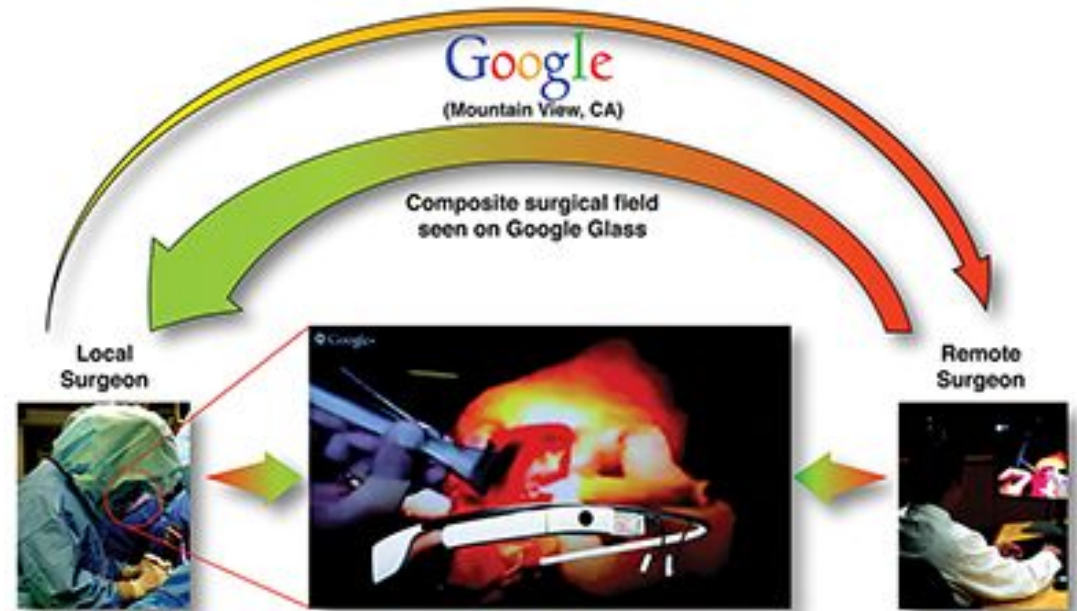
VIRTUAL REALITY

creates an experience in which the user enters either a fantasy world, like a video game, or a virtual version of a real world, such as a flight simulator.



AUGMENTED REALITY

creates an experience in which the user sees digital objects and characters within the real world.

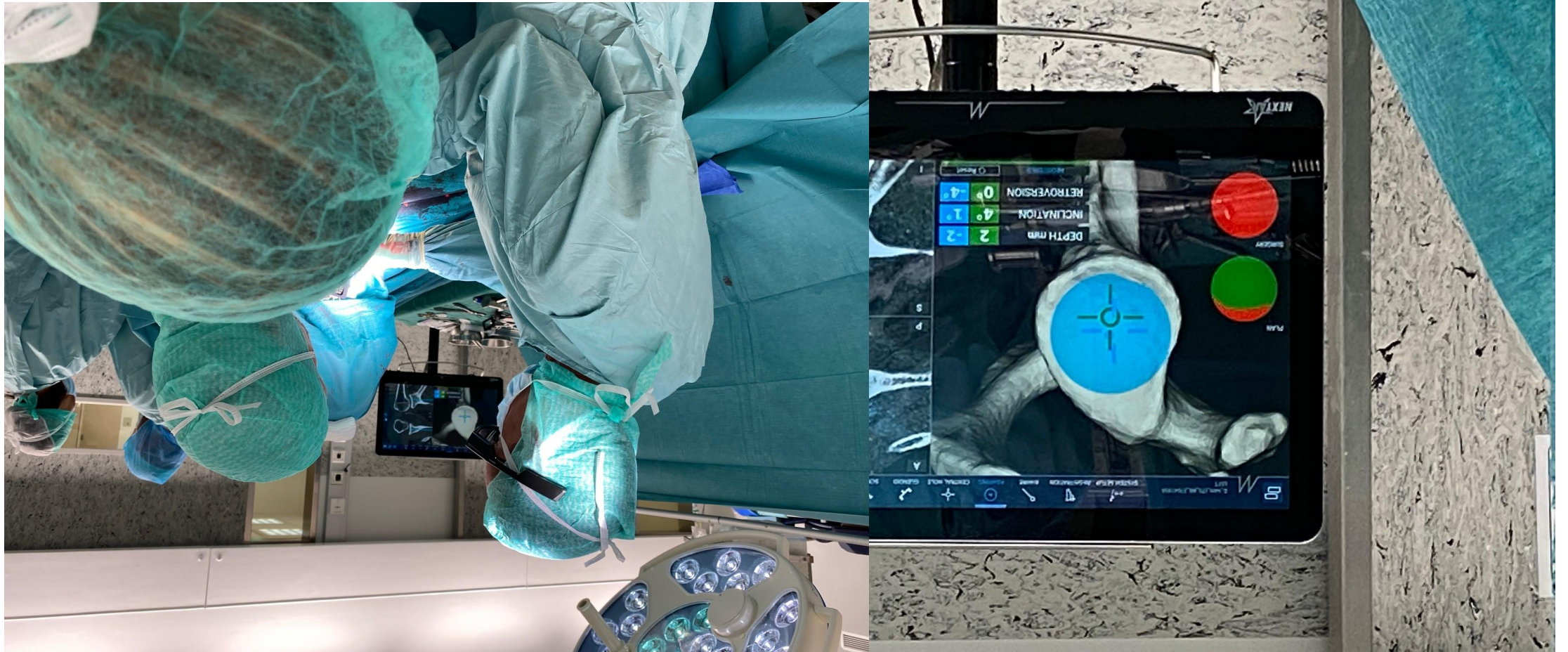


TOOL

to fasten skill acquisition + bring expertise to remote places

GUIDED PERSONALIZED SURGERY

gives instructions for optimal positioning of implants, with the use of navigated instruments “real time” on screen

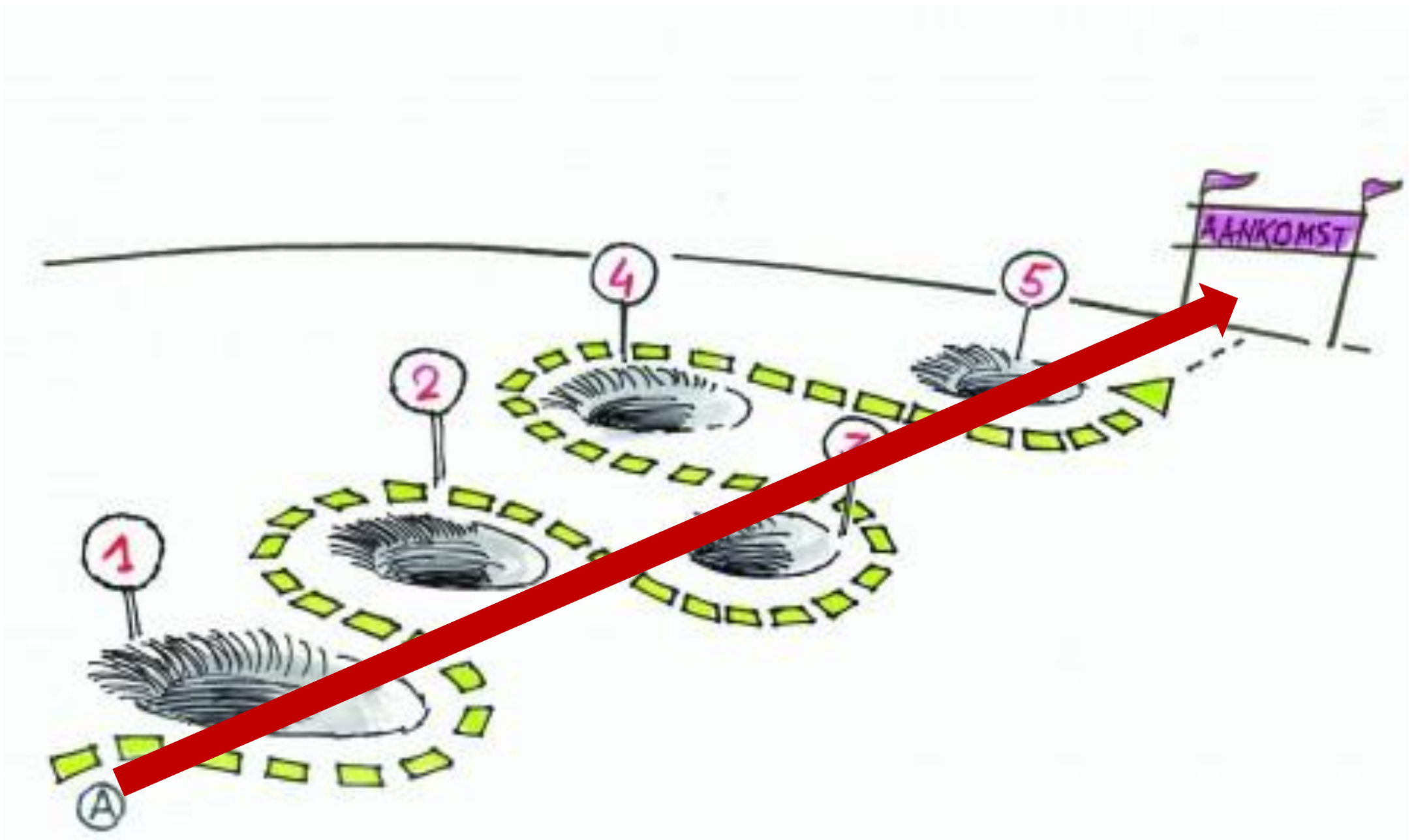


ARTIFICIAL INTELLIGENCE

“ability to correctly interpret external data, to learn from such data, and to use those learnings to achieve specific goals and tasks through flexible adaptation”.


- *data management*
- *treatment plans*
- *assisting repetitive jobs*
- *medication management*
- *genetic information*
- SURGERY? => requires ROBOT





PATIENT = MIDDEL?





PATIENT = DOEL!

4^{de} Industriële Revolutie in 2023

- Voldoende variabelen?
- Minder complicaties?
- Minder revisies?
- Klinische data?

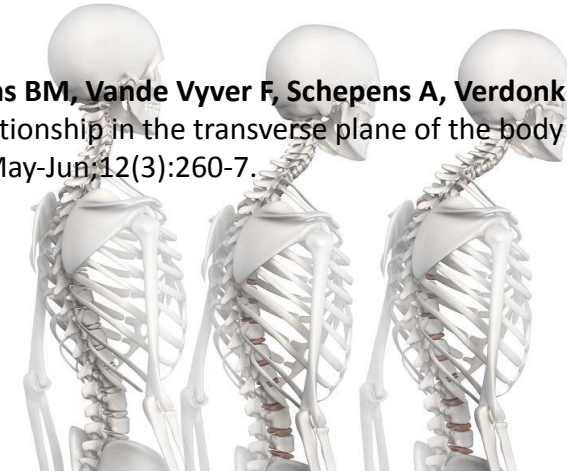
Chen AL, Bain EB, Horan MP, Hawkins RJ

Determinants of patient satisfaction with outcome after shoulder arthroplasty.
J Shoulder Elbow Surg. 2007 Jan-Feb;16(1):25-30.

leeftijd
uitkering

De Wilde LF, Berghs BM, Vande Vyver F, Schepens A, Verdonk RC

Glenohumeral relationship in the transverse plane of the body J Shoulder
Elbow Surg 2003 May-Jun;12(3):260-7.



Baettig SJ, Wieser K, Gerber C.

Determinants of patient satisfaction following reconstructive shoulder surgery
BMC Musculoskelet Disord. 2017; 18: 458.

private ziekteverzekering
licht fysisch werk
pensioen
niet-roker
geen alcoholabusus
peri-operatieve pijn

NO CRUISING

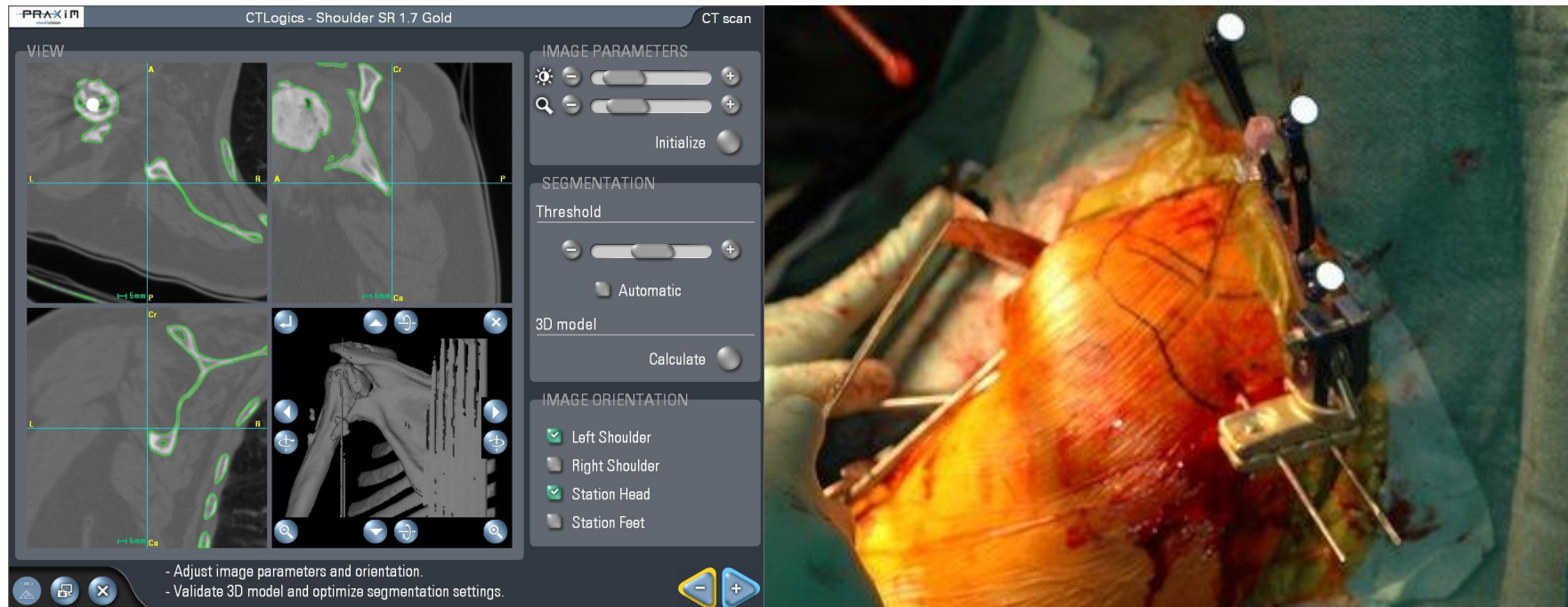
**TWO TIMES PAST SAME
POINT WITHIN SIX HOURS
IS CRUISING**

CVC21100(k)

L.A.C.0.15.78.010
15.78.020



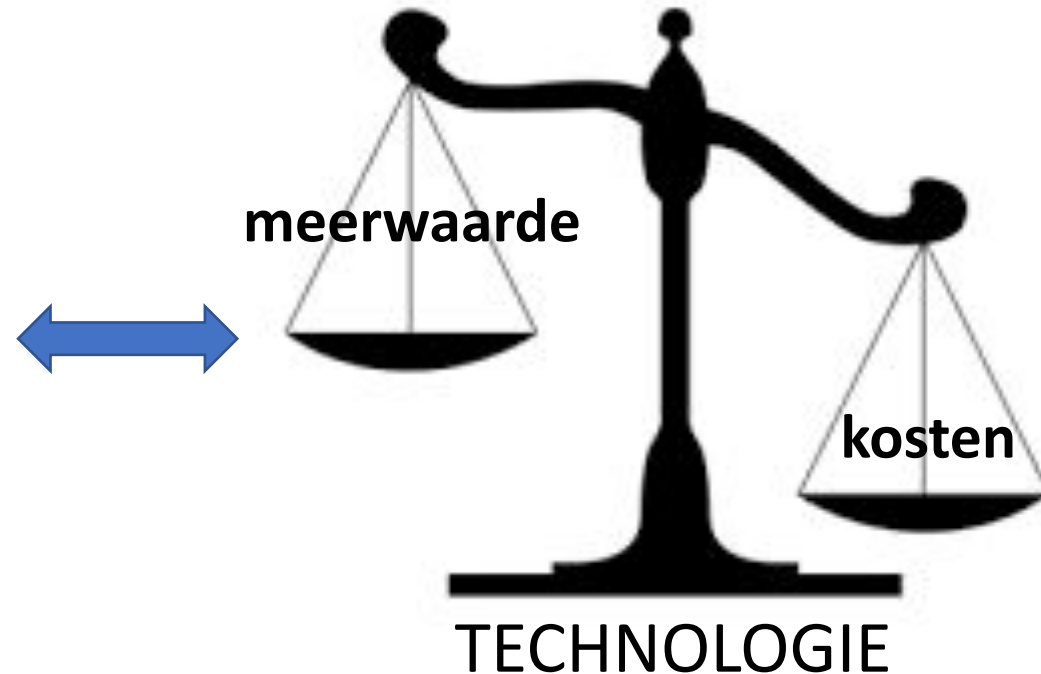
B Berghs, C Lecluyse, L De Wilde: **Computer Navigation in Reversed Total Shoulder Arthroplasty**. 21st Congress of the European Society for Surgery of the Shoulder and Elbow SECEC-ESSSE, Bruges, September 17-20, **2008**



Debeer P, Berghs B, Pouliart N, Van den Bogaert G, Verhaeghen F, Nijs S. **Treatment of severe glenoid deficiencies in reverse shoulder arthroplasty: the Glenius Glenoid Reconstruction System experience** J Shoulder Elbow Surg **2019** Aug;28(8):1601-1608.

(R)EVOLUTIE = méér dan technologie

- Multidisciplinaire aanpak
- Rationaliseren hospitalisatie
- Informeren
- Subspecialisatie
- Schaalvergroting
- ...



Programma

8.00 Onthaal - Inschrijving - Koffie/Ontbijt

9.00 Introductie
Dr. Bart Berghs, Orthoclinic

Sessie 1:
Moderatoren **Prof. dr. Filip Stockmans** en
Dr. Maxence Vandekerckhove, Orthoclinic

9.05 Heupprothesen in dagziekenhuis
Dr. Jan Vanlommel, Orthoclinic

9.15 Patiënt Specifieke Instrumentatie bij enkelprothesen
Dr. Patrick Deprez, Orthoclinic

9.25 3D-geprinte osteotomieën van de enkel
Dr. Farhad Tajdar, Orthoclinic

9.35 Automatische detectie van fracturen
Dr. Koen Mermuys, radioloog AZ Sint-Jan Brugge

9.45 Het medisch aspect van orthopedische ingrepen
Dr. Barbara Verstraete, zaalarts Orthoclinic

9.55 Optimalisatie van pijnbestrijding tijdens en na een ingreep
Dr. Emmanuel Van Tornout, anesthesist AZ Sint-Lucas Brugge

10.05 Wondproblemen in de orthopedie
Dr. Hanne Vandevivere, Orthoclinic

10.15 Q&A

10.30 Pauze

az sint-jan
brugge - oostende av

Sessie 2:
Moderatoren **Prof. dr. Frank Plasschaert**
Dr. Geert Van Damme, Orthoclinic

11.00 Templating in schouderchirurgie
Dr. Filip Verhaegen, schouderchirurg

11.10 Augmented Reality in schouderchirurgie
Dr. Joris Beckers, Orthoclinic

11.20 Schouderprothesen op maat, de toekomst
Dr. Bart Berghs, Orthoclinic

11.30 Knieprothesen op maat, de toekomst
Dr. Lucas Beckers, Orthoclinic

11.40 Robotica 2.0 bij knieprothesen
Dr. Pieter-Jan Vandekerckhove, Orthoclinic

11.50 Staande full leg CT, de gouden standaard
Dr. Wouter Huyse, radioloog UZ Ghent

12.00 Toelichting bij de nieuwe webpagina's
Caroline Rasking, secretariaat Orthoclinic

12.10 Q&A

12.20 Slotbeschouwing
Dr. Geert Van Damme, Orthoclinic

Lunch & Save the Date 2024